



HOW TO MAKE A BOOK CHARM!

(featuring one of my very favorite books)




Step one: Finish cutting out the 1" book cover.

Step two: Grab a book jacket & glue the cover onto the right side (like a book!).



Step three: Turn book cover over and place 2-3 pieces of white paper. Turn back over & staple - this is the binding!



Step four: Fold your book in half and trim to size. Then punch a small hole, and put a jump ring through!

